

( )

\*

( // : // : )

**ARDL**

.(Mete et al., 2006)

Krueger & Grossman (2001) Antweiler et al.

(1994) Lopez (1993)

Antweiler et al.. (2001)

(1999) Chua .

Strutt & . (2000) Anderson

Madrid . (1998)

(1995) Beghin & Poitier .

( )

U

.(Dina, 2004)

(1993) Grossman & Krueger

(1985) Singh .

( )  
EKC

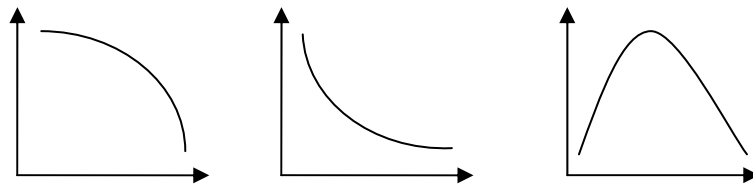
EKC

(2005) Frankel & Rose .

Pajoyan & Moradhasel . (2007)

.(Pajoyan & Moradhasel, 2007)

- 
1. Environmental Kuznets Curve
  2. Clean agrarian economy
  3. Polluting industrial economy



:Xit  
 :K  
 :(q1,...,qi)  
 :P  
 :Wt  
 (k) (GDP)  
 (IM) (EX)  
 (CC) (SPM, CH, SO3, SO2, NOX, CO2)  
 (l)

( ) ARDL( $\hat{p}, \hat{q}_1, \dots, \hat{q}_k$ ) (ADF)  
 Wt, Yt, X1t, ..., Xkt

Microfit4

$$\Delta Y_t = \alpha \text{EC}_{t-1} + \sum_{i=1}^k \beta_i \Delta X_{it} + \delta W_t - \sum_{j=1}^p \phi_j \Delta Y_{t-j} - \sum_{i=1}^k \sum_{j=1}^{q_i} \beta_{ij} \Delta X_{it-j} + U_t$$

(ECM) (ARDL)

ARDL (p, q1, q2, ..., qk)

ECT-1

( )

$$\varphi(L, P)Y_t = \sum_{i=1}^k \beta_i(L, q_i)X_{it} + \delta'W_t + \varepsilon_t \quad ($$

$$Q(L, P) = 1 - \phi_1 L - \phi_2 L^2 - \dots - \phi_p L^p$$

$$\beta_i(L, q_i) = \beta_{i0} + \beta_{i1} L + \dots + \beta_{iq_i} L^{q_i}$$

i=1,2,...,k

:L  
 LYt=Yt-1

:Yt

Beghin & (2006) Mete et al.

(1995) Poitier

1. Augmented Dickey Fuller
2. Auto Regressive Distributed Lag
3. Error Correction Model

$$Openness = \frac{X_t + M_t}{GDP_t} \quad (LIT)$$

$$GDP_t = M_t + X_t \quad (LIT)$$

:(Kalbasi & Jalaie, 2002)

(SPM)

$$LIT_t = \frac{X_t - M_t}{Y_t + M_t - X_t} \quad ($$

Co2 ,CH ,SO3 ,SO2 ,NOX ,Co ,CO2  
( ( ) )

Co

Yt Mt Xt ( )

LIT .

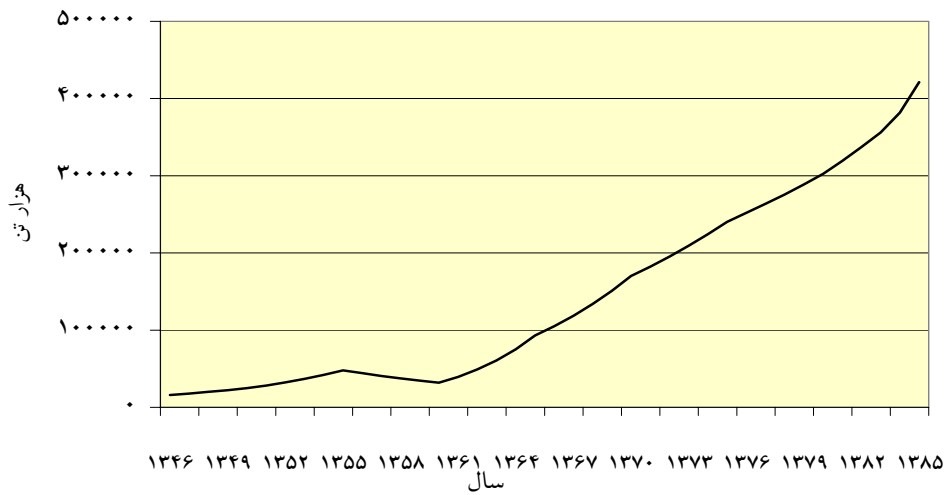
(Openness)

( )

1. Level of International Trade

NOX	SO2	CO2	SO3	CO	CH	SPM
/	/	/	/	/	/	/
/	/	/	/	/	/	/
/	/	/	/	/	/	/
/	/	/	/	/	/	/

Energy Balance Sheet :



( : )

:

ADF				
		ADF	ADF	
/ *				
/ **	I( )	/	/	
/ ***				
/ *				
/ **	I( )	/	/	LIT
/ ***				
/ *				
/ **	I( )		/	Openness
/ ***				
/ *				
/ **	I( )		/	
/ ***				
/ *				
/ **	I( )	/	/	
/ ***				

\*\*\* \*\* \*

:

$$LCC = \alpha + \beta LCC_{(-1)} + \gamma LGDP + \delta LLIT + \epsilon Du + \zeta L(K/L)$$

$$(-1) (-1) (-1) (-1) (-1) (-1)$$

$$\bar{R}^2 = / \quad F = / \quad D.W = /$$

Du . (CC) (GDP)  
 L t %  
 (k)  
 (l) Openness  
 ) Openness LIT  
 (LIT)  
 ( )

$$\frac{\sum_{i=1}^p \hat{\phi}_i - 1}{\sum_{i=1}^p s_{\hat{\phi}_i}}$$

$S_{\hat{\phi}_i}$

$\hat{\phi}_i$

( )

( )

(Openness)

$$\frac{0/68-1}{0/07} = -4/57$$

$$\frac{0/65-1}{0/08} = -4/37$$

LCC=- / + / LCC(- )+ / LGDP-

/ LOpenness+ / Du+ / L(K/L)

( / ) ( / ) ( / ) (- / ) ( / ) ( / )

$\bar{R}^2 = /$  F= / D.W= /

(LIT)

( )

(LIT)

LCC=- / - / LLIT+ / LGDP+ / L(K/L) (

(- / ) ( / ) ( / ) ( / )

LCC=- / - / LOpenness + LGDP + / L(K/L) (

( / ) ( / ) ( / ) ( / )

( )

(Openness)

( )

GDP

( )

/

:

(LIT)

:

$$\begin{aligned}
& \text{DLCC} = - / + / \text{DLGDP} - / \text{DLLIT} + / \text{DU} ( \\
& + / \text{DL(K/L)} - / \text{ECM} \\
& ( / ) ( / ) (- / ) ( / ) ( / ) ( / ) \\
& \bar{R}^2 = / \quad F = / \quad \text{D.W} = /
\end{aligned}$$

( )

(LLIT)

GDP

/ (ECM)  
%

( )

R2 .

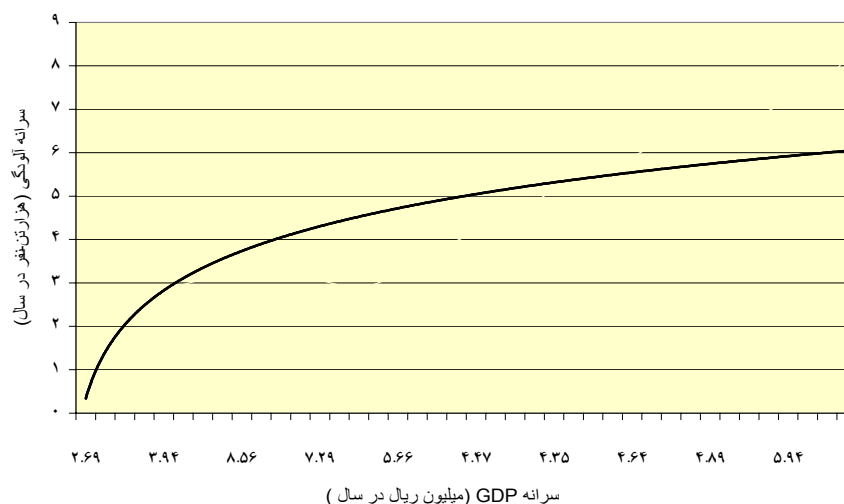
(Openness)

( )

$$\begin{aligned}
& \text{DLCC} = - / + / \text{DLGDP} - / \text{DL openness} + ( \\
& / \text{Du} + / \text{DL(K/L)} - / \text{ECM} \\
& ( / ) ( / ) (- / ) ( / ) ( / ) ( / ) ( / ) \\
& \bar{R}^2 = / \quad F = / \quad \text{D.W} = /
\end{aligned}$$

GDP

/ (ECM)



## REFERENCES

1. Antweiler, W., Copeland, R. B. & Taylor, M. S. (2001). Is free trade good for the environment? *The American Economic Review*, 4(2), 877-908.
2. Beghin, J. & Poitier, M. (1995). Trade liberalization and the Environment in the Pacific Basin: Coordinated approaches to Mexican trade and environment policy. *American Journal of Agricultural Economics*, 77, 778-85.
3. Chua, S. (1999). Economic growth, liberalization and the environment: A review of the economic Evidence. *Annual Review of Energy and Environment*, 24, 391-430.
4. Dinda, S. (2004). Environmental kuznets curve hypothesis: A survey. *Ecological Economics*, 49, 431- 455.
5. Frankel, J. A. & Rose, A. (2005). Is trade good or bad for the environment? Sorting out the causality. *Review of Economic and Statistic*, 87, 85-91.
6. Grossman, G. M. & Krueger, A. B. (1993). Environmental impacts of a North-American free-trade Agreement, In P.M. Garber (Eds.), *the Mexico-US Free Trade Agreement* (pp. 13-56). Cambridge, MA: MIT Press.
7. Kalbasi, H. & Jalaie, S. A. (2002). Study on the impacts of globalization of Foreign trade of Iran. *Quarterly of Iranian Economic Researches*, 11, 113-128. (In Farsi).
8. Lopez, R. (1994). The environment as a Factor of production: The effects of economic growth and trade liberalization. *Journal of Environmental Economics and Management*, 27, 163-84.
9. Madrid, A. (1998). International trade and the environment: Evidence from the North-America free trade Agreement (NAFTA). *Presented at First World Congress, Environment Resource Economics*. Venice. Italy. pp 1-38.
10. Mete, F. F., Sunday, A. & Jean, B. (2006). Impact of trade liberalization on the environment in Developing countries: The case of Nigeria. Cyprus International University, Cyprus. University of Lagos, Nigeria. *Journal of Developing Societies*, 21, 39-56.



:

11. Pajoyan, J. & Moradhasel, N. (2007). Study on the impact of economic growth on air pollution. *Quarterly of Economic Researches*, 4, 141-160. (In Farsi).
12. Singh, M. P. (1985). *Import policy for a developing Economy*. Allahabad, India. Chugh Publications.
13. Strutt, A. & Anderson, K. (2000). Will trade liberalization harm the environment? The case of Indonesia to 2020. *Environmental and Resource Economics Journal*, 17, 203-232.

## Impact of Trade Liberalization on Environment Pollution in Iran

H. MEHRABI BOSHRABADI<sup>1</sup>, A. JALAE ESFAND ABADI<sup>2</sup>, A. BAGHESTANY<sup>3</sup>,  
AND H. SHERAFATMAND<sup>4</sup>

1, Associate Professor of Agricultural Economics. Shahid Bahonar University of Kerman. Iran. 2, Associate Professor in Economics. Shahid Bahonar University of Kerman. 3, Ph.D Candidate, Agricultural Economics Dept, Islamic Azad University, Science & Research Branch, Tehran, Iran. 4, Graduate of M.Sc in Agricultural Economics

(Received: May. 11, 2009- Accepted: May. 5, 2010)

### ABSTRACT

Liberalization of international markets affects level of pollution in developing countries more than developed countries. Therefore impact of trade liberalization on environment pollution is a challenge for policy makers. In this paper we use Auto Regressive Distributed Lags (ARDL) and Error Correction model (ECM) methods for study the relationship between trade liberalization and environment pollution in Iran, in long run and short run. Results indicated that pollution is negatively related to trade intensity and openness, while capital to labor ratio and gross domestic product (GDP) are positively related to pollution. Results also show that trade liberalization in the long run can solve environmental problems. At Last, this paper analyzes the Environmental Kuznets Curve for Iranian economies.

**Key words:** Environmental pollution, Trade liberalization Indexes, ARDL, Iran.

\*Corresponding Author: H. Mehrabi Boshrabadi

E-mail: [hmehrabi2000@gmail.com](mailto:hmehrabi2000@gmail.com)